



*Creating a Document*

MEDITECH  
EXPANSE

This course will guide you through:

- The creation of a document
- The difference between flat and full edit modes
- The various tools included in the Documentation Template System
- How to enter the Review of Systems and Physical Exam
- How to save, exit, and return to your document
- How to sign a document.

*Subtle on screen elements of the LIVE system may vary from what is shown within this course; however, the functionality is as shown.*

Acute Status Board - MEDITECH x +

https://webacute.mountrnity.org/cectest/s0002241463825726/

Return To Home Chart Document Orders Discharge Sign Workload Menu Suspend

Tracy Sheehan, MD Find Patient

Rounds Patients 117 Rounding Sign Out My Workload

Code	Age	Status	Physician	Code Status	Diagnosis	Actions
T-TEST, TY 35 M ADM IN	189 days Consult	Wickham, Marissa M Sheehan, Tracy	Conditional Code	Cancer Hypertension Afib ...	LAB IMG DEPT NOTE	
T-TEST, CLASSROOM... 49 M ADM IN	346 days Consult	Sheehan, Tracy Covaleski, Thomas E.	Do Not Resuscitate	Cholecystectomy planned	LAB IMG DEPT NOTE	
T-Test, Susan CHF M 41 F ADM IN	466 days	Tingley, Stephen T Tingley, Stephen T	Full Code	CHF (congestive heart failure) Myocardial infarction	LAB IMG DEPT NOTE	
T-TEST, MELISA 44 F ADM IN	143 days Consult	Berardi, Melisa Berardi, Melisa	Resus Status Not Ordered Hx A...	Hashimoto's disease	LAB IMG DEPT NOTE	
T-TEST, CLASSROOM... 58 M ADM IN	348 days	Guillard, Frank Wickham, Marissa M	Resus Status Not Ordered Hx A...	Nasal septal hematoma Posterior epistaxis Limited code status ...	LAB IMG DEPT NOTE	
T-TEST, PRACTICE24 85 M ADM IN	329 days	Ratner, Jeffrey A. Tingley, Stephen T	Full Code	Retinal and vitreous disorder Sick sinus syndrome due to SA n...	LAB IMG DEPT NOTE	
IT-TEST, ACUTE CF 47 M ADM IN	124 days	Tingley, Stephen T Tingley, Stephen T	Resus Status Not Ordered No H...	DVT prophylaxis Sepsis Hypertension	LAB IMG DEPT NOTE	
T-TEST, URO01	5 days	Oselinsky, David	Resus Status Not Ordered No H...			

click in the white space under code status

My Workload

- Clinical 1
- Medical Records 1
- Other Results / Documents 1 of 1

You will begin this lesson on the patient Rounds List. To open a document for T-TEST, TY, click within the row associated with the patient's name. Click in the white space under code status.

Acute Status Board - MEDITECH

https://webacute.mountrnitty.org/cectest/s0002241463825726/

Return To Home Chart **Document** Orders Discharge Sign Workload Menu Suspend

Tracy Sheehan, MD Find Patient

Rounds Patients 117

click on the 'Document' icon

<b>T-TEST, TY</b>	189 days	Wickham, Marissa M	Conditional Code			
35 M	Consult	Sheehan, Tracy		Hypertension		LAB IMG DEPT NOTE
<b>1E/E101-1</b>				Afib		
ADM IN				...		
<b>T-TEST, CLASSROOM...</b>	346 days	Sheehan, Tracy	Do Not Resuscitate	Cholecystectomy planned		
49 M	Consult	Covaleski, Thomas E.		Encounter for pre-operative exa...		LAB IMG DEPT NOTE
<b>1E/E104-1</b>				Hypertension		
ADM IN				Malnourished		
<b>T-Test, SusanCHF M</b>	466 days	Tingley, Stephen T	Full Code	CHF (congestive heart failure)		
41 F		Tingley, Stephen T		Myocardial infarction		LAB IMG DEPT NOTE
<b>1E/E107-1</b>						
ADM IN						
<b>T-TEST, MELISA</b>	143 days	Berardi, Melisa	Resus Status Not Ordered Hx A...	Hashimoto's disease		
44 F	Consult	Berardi, Melisa				LAB IMG DEPT NOTE
<b>1E/E108-1</b>						
ADM IN						
<b>T-TEST, CLASSROOM...</b>	348 days	Guillard, Frank	Resus Status Not Ordered Hx A...	Nasal septal hematoma		
58 M		Wickham, Marissa M		Posterior epistaxis		LAB IMG DEPT NOTE
<b>1E/E109-1</b>				Limited code status		
ADM IN				...		
<b>T-TEST, PRACTICE24</b>	329 days	Ratner, Jeffrey A.	Full Code	Retinal and vitreous disorder		
85 M		Tingley, Stephen T		Sick sinus syndrome due to SA n...		LAB IMG DEPT NOTE
<b>2E/E211-1</b>						
ADM IN						
<b>IT-TEST, ACUTE CF</b>	124 days	Tingley, Stephen T	Resus Status Not Ordered No H...	DVT prophylaxis		
47 M		Tingley, Stephen T		Sepsis		LAB IMG DEPT NOTE
<b>2E/E212-1</b>				Hypertension		
ADM IN						
<b>T-TEST, URO01</b>	5 days	Oselinsky, David	Resus Status Not Ordered No H...			

My Workload

- Clinical 1
- Medical Records 1
- Other Results / Documents 1 of 1

Notice the patient's row is now highlighted green. Click on the 'Document' icon in the navigation bar.

Document T-TEST 35M - MEDITEC x +

https://webacute.mountrnity.org/cectest/s0002241463825726/

Return To Home Chart Document Orders Discharge Sign Workload Menu Suspend

### Select Document

MY ALL

You have no open documents for this visit

Add New Document

Hospitalist Progress Note

Search New Documents

click in the 'Search New Documents' field

**T-Test, Ty**  
35, M · 09/26/1983  
MRN# M000000953

ADM IN, 1E E101 -1

5ft 9in 213lb 13.574oz BSA: 2.17m<sup>2</sup> BMI: 31.6kg/m<sup>2</sup>

Acc# V00000067512 Conditional Code

Search Chart

**Allergies**

aztreonam Anaphylaxis

**Problems**

ONSET

Cancer

Hypertension

Afib

Diabetes 1.5, managed as type 1

Cholecystectomy planned

Malnutrition

Malnutrition compromising bodily

This brings you to an area where you can select a document. Click in the 'Search New Documents' field.

Document T-TEST 35M - MEDITEC x +

https://webacute.mountrnity.org/cectest/s0002241463825726/

Return To Home Chart Document Orders Discharge Sign Workload Menu Suspend

Select Document

MY ALL

You have no open documents for this visit

Add New Document

Hospitalist Progress Note

History

we will type in 'History'

**T-Test, Ty**  
35, M · 09/26/1983  
MRN# M000000953

ADM IN, 1E E101 -1

5ft 9in 213lb 13.574oz BSA: 2.17m<sup>2</sup> BMI: 31.6kg/m<sup>2</sup>

Acc# V00000067512 Conditional Code

Search Chart

**Allergies**

aztreonam Anaphylaxis

**Problems**

ONSET

Cancer

Hypertension

Afib

Diabetes 1.5, managed as type 1

Cholecystectomy planned

Malnutrition

Malnutrition compromising bodily

We will type in 'History' for you.

The screenshot shows a web browser window with the URL <https://webacute.mountrnity.org/cectest/s0002241463825726/>. The interface includes a top navigation bar with icons for Return To, Home, Chart, Document, Orders, Discharge, Sign, Workload, Menu, and Suspend. Below this is a 'Select Document' section with tabs for 'MY' and 'ALL'. A message states 'You have no open documents for this visit'. An 'Add New Document' section contains a search bar with 'History' entered and a dropdown menu listing document types: 'History & Physical', 'History & Physical', 'Med Student History & Physical', 'OB-GYN History & Physical', and 'Pediatric History & Physical'. A red box highlights the star icon next to the first 'History & Physical' option, with a green callout bubble saying 'click on the star icon'. On the right, a patient profile for 'T-Test, Ty' (35, M, 09/26/1983, MRN# M000000953) is shown, including vitals (5ft 9in, 213lb 13.574oz, BSA: 2.17m², BMI: 31.6kg/m²), account number (V00000067512), and a 'Conditional Code' button. Below this is a 'Search Chart' section and a list of 'Allergies' (aztreonam, Anaphylaxis) and 'Problems' (Cancer, Hypertension, Afib, Diabetes 1.5, managed as type 1, Cholecystectomy planned, Malnutrition, Malnutrition compromising bodily).

The first document is 'History & Physical'. Since this is a template you will use often, 'Favorite' it by clicking on the star icon.

The screenshot shows a web browser window with the URL <https://webacute.mountrnity.org/cectest/60002241463825726/>. The interface includes a top navigation bar with icons for Return To, Home, Chart, Document, Orders, Discharge, Sign, Workload, Menu, and Suspend. Below this is a 'Select Document' section with 'MY' and 'ALL' tabs. A message states 'You have no open documents for this visit'. An 'Add New Document' section contains a search bar with 'History' entered and a dropdown menu listing document types: 'History & Physical' (with a star), 'History & Physical (SurgCnt)', 'Med Student History & Physical', 'OB-GYN History & Physical', and 'Pediatric History & Physical'. A green callout box with the text 'click below the drop down list' is positioned below the dropdown. On the right, a patient profile for 'T-Test, Ty' (35, M, 09/26/1983, MRN# M000000953) is displayed, including vitals, allergies (aztreonam, Anaphylaxis), and problems (Cancer, Hypertension, Afib, Diabetes 1.5, managed as type 1, Cholecystectomy planned, Malnutrition, Malnutrition compromising bodily).

To collapse the drop down list, click below it.

The screenshot shows a web browser window with the URL <https://webacute.mountrnity.org/cectest/60002241463825726/>. The interface includes a top navigation bar with icons for Return To, Home, Chart, Document, Orders, Discharge, Sign, Workload, Menu, and Suspend. Below this is a 'Select Document' section with 'MY' and 'ALL' tabs. A message states 'You have no open documents for this visit'. The 'Add New Document' section contains two cards: 'History & Physical' (highlighted with a red box) and 'Hospitalist Progress Note'. A green callout box points to the 'History & Physical' card with the text 'click on the 'History & Physical' card'. On the right, a patient profile for 'T-Test, Ty' (35, M, 09/26/1983, MRN# M000000953) is displayed, including vitals (5ft 9in, 213lb, 13.574oz), BSA (2.17m²), and BMI (31.6kg/m²). Below the profile are sections for 'Allergies' (aztreonam, Anaphylaxis) and 'Problems' (Cancer, Hypertension, Afib, Diabetes 1.5, managed as type 1, Cholecystectomy planned, Malnutrition, Malnutrition compromising bodily).

Click on the 'History & Physical' card which appears in the 'Add New Document' section.



Document T-TEST 35M - MEDITEC

https://webacute.mountrnity.org/cectest/60002241463825726/

Return To Home Chart Document Orders Discharge Sign Workload Menu Settings Suspend

History & Physical SAVE DRAFT SIGN

Author: Tracy Sheehan, MD

Date of Service HPI Pt History ROS Exam Results Code/VTE CC Time A&P Supervising Physician R T ...

**Date of Service** ...

**Date of Service**  
July 22, 2019

**History of Present Illness** ...

**Allergies**

if you begin documenting and then change your document template, you will lose any edits you made on the first document

Allergy/AdvReac	Type	Severity	Reaction	Status	Date / Time
aztreonam	Allergy	Intermediate	Anaphylaxis	Verified	03/20/19 13:24

**Home Medications**

**Past Med/Surg History** ... Reviewed All

**Patient History**

Medical History

Reviewed Last Updated 07/17/19 @ 11:24 by Marissa M Wickham

Prader-Willi syndrome None [Onset Date](#)

**T-Test, Ty**  
35, M · 09/26/1983  
MRN# M000000953

ADM IN, 1E E101 -1

5ft 9in BSA: 2.17m<sup>2</sup>  
213lb 13.574oz BMI: 31.6kg/m<sup>2</sup>

Acc# V00000067512 [Conditional Code](#)

Search Chart

**Allergies**

aztreonam Anaphylaxis

**Problems**

ONSET

Cancer

Hypertension

Afib

Diabetes 1.5, managed as type 1

Cholecystectomy planned

Malnutrition

Malnutrition compromising bodily

You are brought to the History & Physical document template. At the top of the screen there are options to select a different document template type if you wish; however, it is important to note that if you begin documenting and then change your document template you will lose any edits you made on the first document.

Document T-TEST 35M - MEDITEC x

https://webacute.mountrnity.org/cectest/60002241463825726/

Return To Home Chart Document Orders Discharge Sign Workload Menu Settings Suspend

History & Physical [Paper Icon] SAVE DRAFT SIGN

Author: Tracy Sheehan, MD

Date of Service HPI Pt History CC Time A&P Supervising Physician R T ...

**click on the paper icon**

**Date of Service**

Date of Service  
July 22, 2019

**History of Present Illness**

History of Present Illness  
Primary Care Provider: Cara M. Ricotta, DO

**Allergies**

Allergy/AdvReac	Type	Severity	Reaction	Status	Date / Time
aztreonam	Allergy	Intermediate	Anaphylaxis	Verified	03/20/19 13:24

**Home Medications**

**Past Med/Surg History** Reviewed All

**Patient History**

Medical History

Reviewed Last Updated 07/17/19 @ 11:24 by Marissa M Wickham

Prader-Willi syndrome None [Onset Date](#)

**T-Test, Ty**  
35, M · 09/26/1983  
MRN# M000000953

ADM IN, 1E E101 -1

5ft 9in BSA: 2.17m<sup>2</sup>  
213lb 13.574oz BMI: 31.6kg/m<sup>2</sup>

Acc# V00000067512 Conditional Code

Search Chart

**Allergies**

aztreonam Anaphylaxis

**Problems**

ONSET

Cancer

Hypertension

Afib

Diabetes 1.5, managed as type 1

Cholecystectomy planned

Malnutrition

Malnutrition compromising bodily

You can toggle between preview and edit by clicking on the icon to the right. To preview, click on the paper icon,

Document T-TEST 35M - MEDITEC x

https://webacute.mountrittany.org/cectest/50002241463825726/

Return To Home Chart Document Orders Discharge Sign Workload Menu Settings Suspend

History & Physical SAVE DRAFT SIGN

Author: Tracy Sheehan, MD

**click on the paper with pencil icon**

**T-Test, Ty**  
35, M · 09/26/1983  
MRN# M000000953

ADM IN, 1E E101 -1

5ft 9in BSA: 2.17m<sup>2</sup>  
213lb 13.574oz BMI: 31.6kg/m<sup>2</sup>

Acc# V00000067512 Conditional Code

Search Chart

**Allergies**

Allergy/AdvReac	Type	Severity	Reaction	Status	Date / Time
aztreonam	Allergy	Intermediate	Anaphylaxis	Verified	03/20/19 13:24

**Home Medications**

Medication	Instructions	Recorded	Confirmed	Type
mometasone 50 mcg/actuation nasal spray	2 spray INTRANASAL DAILY	09/03/18	09/03/18	History
quetiapine [Seroquel]	50 mg PO BID	09/03/18	09/03/18	History
albuterol sulfate 90 mcg/actuation breath activated powder inhaler	1 inha INH Q4H	12/13/18	12/13/18	History
morphine	30 mg PO Q12H #1 tab	02/04/19		Rx
ondansetron HCl 4 mg tablet	4 mg PO DAILY #1 tab	02/04/19		Rx
oxygen	#1 ea	02/07/19		Rx
hydrocodone-acetaminophen [Vicodin]	1 tab PO DAILY #1 tab	02/14/19		Rx
oxycodone 5 mg capsule	15 mg PO DAILY #7 cap	02/14/19	02/14/19	Rx
oxycodone-acetaminophen 2.5 mg-325	1 tab PO Q8H #21 tab	02/14/19	02/14/19	Rx

**Problems**

ONSET

Cancer

Hypertension

Afib

Diabetes 1.5, managed as type 1

Cholecystectomy planned

Malnutrition

Malnutrition compromising bodily

Then to return to the editable template, click on the paper with pencil icon.

The screenshot shows a web-based medical chart interface. At the top, there is a navigation bar with icons for 'Return To', 'Home', 'Chart', 'Document', 'Orders', 'Discharge', 'Sign', 'Workload', 'Menu', and 'Suspend'. Below this is a header section for 'History & Physical' with buttons for 'SAVE', 'DRAFT', and 'SIGN'. The author is listed as 'Tracy Sheehan, MD'. A carousel of navigation links includes 'Date of Service', 'HPI', 'Pt History', 'ROS', 'Exam', 'Results', 'Code/VTE', 'CC Time', 'A&P', and 'Supervising Physician'. The 'Results' link is highlighted with a red box and a green callout bubble that says 'click on 'Results''. The main content area is divided into sections: 'Date of Service' (July 22, 2019), 'History of Present Illness' (Primary Care Provider: Cara M. Ricotta, DO), 'Allergies' (a table with one entry for aztreonam), and 'Home Medications'. A 'Past Med/Surg History' section is also visible. On the right side, a sidebar provides patient details for 'T-Test, Ty' (35, M, 09/26/1983, MRN# M000000953) and lists medical conditions under 'Allergies' and 'Problems'.

**Author:** Tracy Sheehan, MD

**Navigation Links:** Date of Service, HPI, Pt History, ROS, Exam, Results, Code/VTE, CC Time, A&P, Supervising Physician

**Section: Date of Service**  
 Date of Service: July 22, 2019

**Section: History of Present Illness**  
 Primary Care Provider: Cara M. Ricotta, DO

**Section: Allergies**

Allergy/AdvReac	Type	Severity	Reaction	Status	Date / Time
aztreonam	Allergy	Intermediate	Anaphylaxis	Verified	03/20/19 13:24

**Section: Home Medications**

**Section: Past Med/Surg History**  
 Reviewed All

**Section: Patient History**  
 Medical History  
 Reviewed Last Updated 07/17/19 @ 11:24 by Marissa M Wickham

**Section: Allergies (Sidebar)**  
 aztreonam Anaphylaxis

**Section: Problems (Sidebar)**  
 ONSET  
 Cancer  
 Hypertension  
 Afib  
 Diabetes 1.5, managed as type 1  
 Cholecystectomy planned  
 Malnutrition  
 Malnutrition compromising bodily

Below the template name, you will see the name of the Author and the provider who started this document. Beneath the Author's name is a carousel. These are links that jump to a specific section of the document. Click on 'Results'.

Document T-TEST 35M - MEDITEC x

https://webacute.mountrnity.org/cectest/60002241463825726/

Return To Home Chart Document Orders Discharge Sign Workload Menu Settings Suspend

History & Physical SAVE DRAFT SIGN

Author: Tracy Sheehan, MD

Date of Service HPI Pt History ROS Exam Results Code/VTE CC Time A&P Supervising Physician R T ...

Results & Data

Vital Signs (Past 12 Hours) Click to Enter Vital Signs

Laboratory Results

Laboratory Results Click to Enter Laboratory Results

Diagnoses Click to Enter

Medications Administered Click to Enter Medications Administered

ECG

T-Test, Ty  
35, M · 09/26/1983  
MRN# M000000953

ADM IN, 1E E101 -1

5ft 9in BSA: 2.17m<sup>2</sup>  
213lb 13.574oz BMI: 31.6kg/m<sup>2</sup>

Acc# V00000067512 Conditional Code

Search Chart

Allergies

aztreonam Anaphylaxis

Problems

ONSET

Cancer

Hypertension

Afib

Diabetes 1.5, managed as type 1

Cholecystectomy planned

Malnutrition

Malnutrition compromising bodily

click in the 'Laboratory Results' field

You are now in the full edit mode of the document. In full edit mode, you can only see that section of the document; however, more fields may be available into which you can document. Click in the 'Laboratory Results' field.

A text field appears. MEDITECH calls this a 'MEDITOR' field, short for Medical Editor. The first icon in the toolbar is an 'A' with a down arrow. This is called the 'Canned Text' icon. Click on the 'Canned Text' icon.

The screenshot displays a medical chart interface. At the top, there's a navigation bar with icons for 'Return To', 'Home', 'Chart', 'Document', 'Orders', 'Discharge', 'Sign', 'Workload', 'Menu', and 'Suspend'. Below this is a header for 'History & Physical' with 'SAVE', 'DRAFT', and 'SIGN' buttons. The author is listed as 'Tracy Sheehan, MD'. A secondary navigation bar includes 'Date of Service', 'HPI', 'Pt History', 'ROS', 'Exam', 'Results', 'Code/VTE', 'CC Time', 'A&P', and 'Supervising Physician'. The 'Results' tab is active, showing a 'Results & Data' section with a rich text editor. A green callout box highlights a back arrow icon with the text 'click the back arrow'. A dropdown menu is open, listing 'Quick text', 'Canned Text', and 'Formatted Data'. The right sidebar contains patient information for 'T-Test, Ty' (35, M, 09/26/1983, MRN# M000000953) and a list of medical conditions: Allergies (aztreonam, Anaphylaxis), Problems (ONSET), and Onset (Cancer, Hypertension, Afib, Diabetes 1.5, managed as type 1, Cholecystectomy planned, Malnutrition, Malnutrition compromising bodily).

This icon can be used to bring Canned Text, Quick Text, and Formatted Data into a note. These topics are covered in another lesson. To navigate back to the flat edit mode, click the back arrow to the left of Results & Data.

The screenshot shows a web-based medical chart interface. At the top, there's a navigation bar with icons for 'Return To', 'Home', 'Chart', 'Document', 'Orders', 'Discharge', 'Sign', 'Workload', 'Menu', and 'Suspend'. Below this is a header for 'History & Physical' with 'SAVE', 'DRAFT', and 'SIGN' buttons. The author is listed as 'Tracy Sheehan, MD'. A secondary navigation bar includes 'Date of Service', 'HPI', 'Pt History', 'ROS', 'Exam', 'Results', 'Code/VTE', 'CC Time', 'A&P', and 'Supervising Physician'. The main content area is divided into sections: 'Physical Exam' (with a red box around its ellipsis and a callout 'click on the ellipses'), 'Results & Data', 'Code Status & VTE Plan', 'Critical Care Time', 'Assessment & Plan' (with a '+ Problem' button), and 'Supervising Physician'. The right sidebar displays patient information for 'T-Test, Ty' (35, M, 09/26/1983, MRN# M000000953) and lists 'Allergies' (aztreonam, Anaphylaxis) and 'Problems' (Cancer, Hypertension, Afib, Diabetes 1.5, managed as type 1, Cholecystectomy planned, Malnutrition, Malnutrition compromising bodily).

You are returned to flat edit mode. From the flat edit mode, you'll notice that the Results & Data section does not look nearly as robust from this view, but you can see all sections of the document from this mode. You'll also notice that each header has an ellipsis to the right. Click on the ellipses to the right of Physical Exam.



Document T-TES 35M - MEDITEC x

https://webacute.mountrnitty.org/cectest/60002241463825726/

Return To Home Chart Document Orders Discharge Sign Workload Menu Settings Suspend

History & Physical SAVE DRAFT SIGN

Author: Tracy Sheehan, MD

Date of Service HPI Pt History ROS Exam Results Code/VTE CC Time A&P Supervising Physician R T ...

**Physical Exam** T ...

- Cardiovascular
- Chest (Breasts) View Previous
- Gastrointestinal (Abdomen)
- Musculoskeletal
- Skin
- Neurologic
- Psychiatric
- Genitourinary
- Lymphatic

click on 'View Previous'

**Results & Data** ...

**Code Status & VTE Plan** ...

**Critical Care Time** ...

**Assessment & Plan** ... + Problem

**Supervising Physician** ...

**T-Test, Ty**  
35, M · 09/26/1983  
MRN# M000000953

ADM IN, 1E E101 -1

5ft 9in BSA: 2.17m<sup>2</sup>  
213lb 13.574oz BMI: 31.6kg/m<sup>2</sup>

Acc# V00000067512 Conditional Code

Search Chart

**Allergies**

aztreonam Anaphylaxis

**Problems**

ONSET

Cancer

Hypertension

Afib

Diabetes 1.5, managed as type 1

Cholecystectomy planned

Malnutrition

Malnutrition compromising bodily

Click on 'View Previous'.

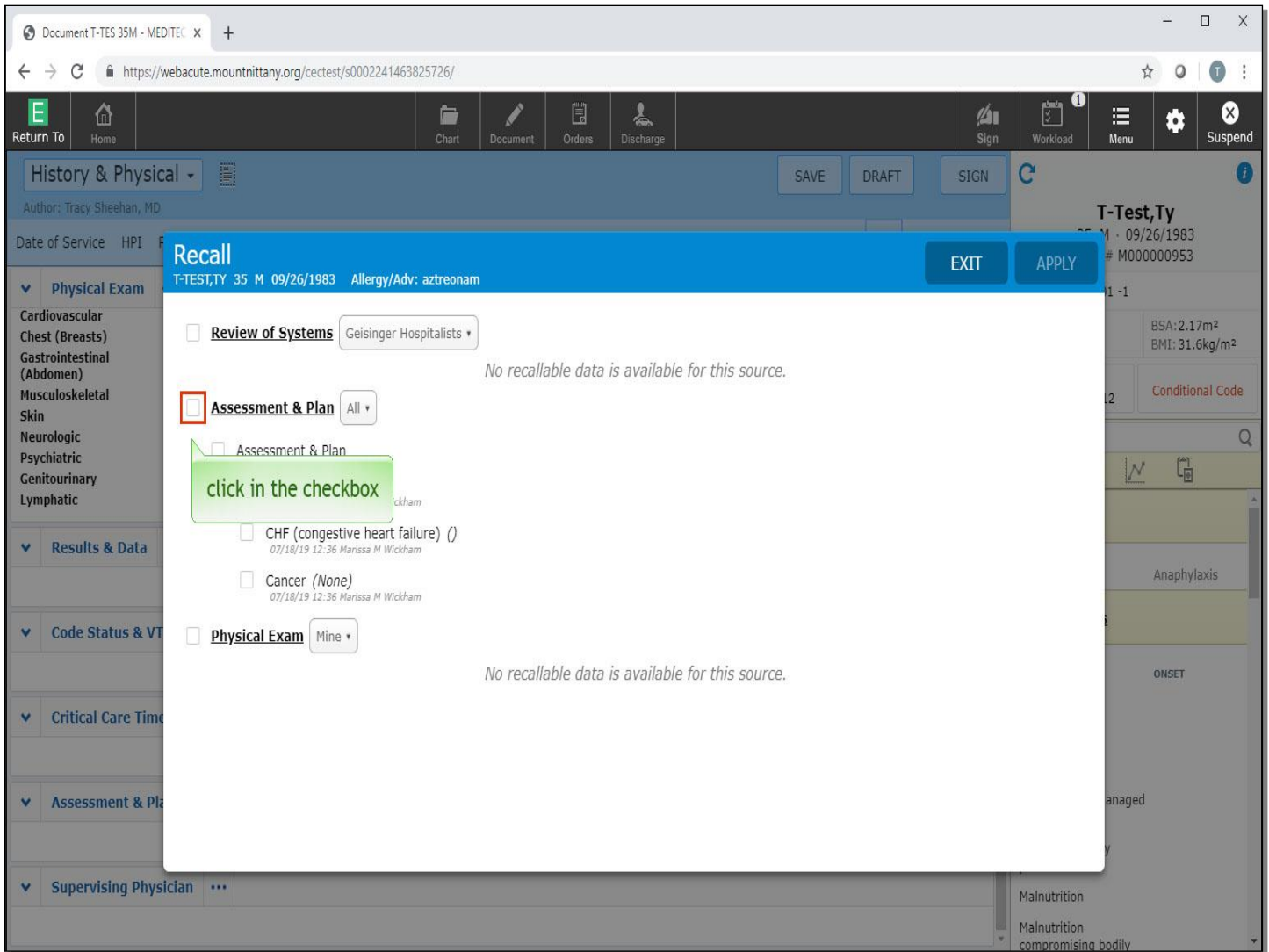
The screenshot shows a medical software interface with a 'Recall' overlay. The overlay displays the following physical exam findings:

- Physical Exam**: check #4 to see if this recalls.
- Constitutional**: WD/WN, vitals as below; + ill appearing, + thin, + cachectic, well groomed and + lethargic.
- Eyes**: PERRL, conjunctivae normal, anicteric sclerae.
- ENMT**: external ear and nose normal, oropharynx normal; Nose: + nasal discharge.
- Neck**: trachea midline, no thyromegaly.
- Respiratory**: + uses accessory muscles.
- Cardiovascular**: RRR, no murmur, no edema.
- Gastrointestinal (Abdomen)**: Inspection/Auscultation: + abnormal bowel sounds.
- Musculoskeletal**: Head/Neck/Chest: + head abnormal to inspection; Spine: + bend over test abnormal; Extremities: extremities normal to inspection; Gait: normal gait; Shoulder: + joint line tenderness; shoulder normal to inspection; Hip: hip normal to inspection; Knee: knee normal to inspection; Ankle: + joint line tenderness.
- Skin**: + turgor decre...; Trauma: + r...; + total alopecia and + transverse white lines on nails.
- Neurologic**: patellar DTR's 2+ bilat, sensation intact and PERRL, EOMI, accommodation nl, no face palsy, no dysarthria.

A green callout box with the text "click beneath the overlay" is positioned over the 'Skin' section of the overlay.

This presents you with a recall overlay where you can see what the last physical exam states. This can be helpful if you want to compare, at a glance, the results of the previous day's physical exam. The arrows will allow you to toggle back through all prior physical exams, and clicking on the Author's name will show you all the providers who have documented a physical exam on this patient. Click below the overlay to collapse it.

Another way to recall previous information is to click on the 'R' icon in the top right corner of the document template.



This Recall overlay will only show you the last documentation - all sections of the document that can be recalled will appear. To select items to recall, select the check boxes next to those items. To include the entire assessment and plan from the previous document, click in the check box to the left of 'Assessment & Plan'.

Document T-TEST 35M - MEDITEK x

https://webacute.mountrnity.org/cectest/50002241463825726/

Return To Home Chart Document Orders Discharge Sign Workload Menu Settings Suspend

History & Physical SAVE DRAFT SIGN

Author: Tracy Sheehan, MD

Date of Service HPI

Physical Exam

Cardiovascular  
Chest (Breasts)  
Gastrointestinal (Abdomen)  
Musculoskeletal  
Skin  
Neurologic  
Psychiatric  
Genitourinary  
Lymphatic

Results & Data

Code Status & VT

Critical Care Time

Assessment & Plan

Supervising Physician

T-Test, Ty  
09/26/1983  
M000000953  
BSA: 2.17m<sup>2</sup>  
BMI: 31.6kg/m<sup>2</sup>  
Conditional Code  
Anaphylaxis  
ONSET  
Managed  
Malnutrition  
Malnutrition compromising bodily

**Recall** T-TEST, TY 35 M 09/26/1983 Allergy/Adv: aztreonam EXIT APPLY

**Review of Systems** Geisinger Hospitalists

No recallable data is available for this source.

**Assessment & Plan** All

**Assessment & Plan**

**Hypertension (None)**  
07/18/19 12:36 Marissa M Wickham

**CHF (congestive heart failure) ()**  
07/18/19 12:36 Marissa M Wickham

**Cancer (None)**  
07/18/19 12:36 Marissa M Wickham

**Physical Exam** Mine

No recallable data is available for this source.

click the 'APPLY' button

Click the 'APPLY' button.

Document T-TEST 35M - MEDITEC x +

https://webacute.mountrnity.org/cectest/60002241463825726/

Return To Home Chart Document Orders Discharge Sign Workload Menu Suspend

History & Physical SAVE DRAFT SIGN

Author: Tracy Sheehan, MD

Date of Service HPI Pt History ROS Exam Results Code/VTE CC Time A&P Supervising Physician

**Physical Exam**

- Cardiovascular
- Chest (Breasts)
- Gastrointestinal (Abdomen)
- Musculoskeletal
- Skin
- Neurologic
- Psychiatric
- Genitourinary
- Lymphatic

**Results & Data**

**Code Status & VTE Plan**

**Critical Care Time**

**Assessment & Plan** + Problem

Assessment & Plan  
Hypertension  
Plan  
Click to Enter Plan

Current Visit: Yes  
Problem Status

**T-Test, Ty**  
35, M · 09/26/1983  
MRN# M000000953

ADM IN, 1E E101 -1

5ft 9in BSA: 2.17m<sup>2</sup>  
213lb 13.574oz BMI: 31.6kg/m<sup>2</sup>

Acc# V00000067512 Conditional Code

Search Chart

**Allergies**

aztreonam Anaphylaxis

**Problems**

ONSET

Cancer

Hypertension

Afib

Diabetes 1.5, managed as type 1

Cholecystectomy planned

Malnutrition

Malnutrition compromising bodily

we will scroll down

We will scroll down to view the 'Assessment & Plan'

The problems from the previous assessment are now on your document. To the right of the Recall button, you can see the 'Typicals' button which is marked with a 'T'. This will be discussed in another lesson. Click on the gear icon in the upper right corner.

The screenshot shows a web-based medical charting application. At the top, there's a navigation bar with icons for Return To, Home, Chart, Document, Orders, Discharge, Sign, Workload, Menu, and Suspend. Below this is a header for the document titled 'History & Physical' with buttons for SAVE, DRAFT, and SIGN. The author is listed as Tracy Sheehan, MD. The patient information on the right includes 'T-Test, Ty', age 35, M, DOB 09/26/1983, and MRN# M000000953. A dropdown menu is open over the 'Assessment & Plan' section, showing options: 'Delete Document', 'Create New Typical', 'Add Content', and 'Document by Plan'. A green callout box with the text 'click below the drop down' points to the dropdown arrow. The 'Assessment & Plan' section is highlighted with a red border and contains entries for Hypertension, CHF (congestive heart failure), and Cancer, each with a 'Click to Enter Plan' button and 'Current Visit' and 'Problem Status' indicators. On the right side, there's a 'Search Chart' section with 'Allergies' (aztreonam, Anaphylaxis) and 'Problems' (ONSET, Cancer, Hypertension, Afib, Diabetes 1.5, managed as type 1, Cholecystectomy planned, Malnutrition, Malnutrition compromising bodily).

There are a few options that appear on this menu. If the document was started in error, you can choose the 'Delete Document' option from the menu. For now, click below the drop down to collapse it.



The screenshot displays a medical chart interface. At the top, there's a navigation bar with icons for 'Return To', 'Home', 'Chart', 'Document', 'Orders', 'Discharge', 'Sign', 'Workload', 'Menu', and 'Suspend'. Below this is a header for 'History & Physical' with 'SAVE', 'DRAFT', and 'SIGN' buttons. The author is listed as 'Tracy Sheehan, MD'. A secondary navigation bar includes 'Date of Service', 'HPI', 'Pt History', 'ROS', 'Exam', 'Results', 'Code/VTE', 'CC Time', 'A&P', and 'Supervising Physician'. The main content area is divided into two sections: 'Review of Systems' and 'Physical Exam'. Under 'Review of Systems', a list of systems is shown: Const, Eyes, ENMT, Resp, Cardio, GI, GU, MS, Integ, **Neuro**, Psych, and All. The 'Neuro' system is highlighted with a red box, and a green callout box with the text 'click on 'Neuro'' points to it. Under 'Physical Exam', a list of systems is shown: Constitutional, Eyes, ENMT, Neck, Respiratory, Cardiovascular, Chest (Breasts), Gastrointestinal (Abdomen), and Musculoskeletal. On the right side, there's a patient information panel for 'T-Test, Ty', 35, M, 09/26/1983, MRN# M000000953. Below this, there's a section for 'Allergies' with 'aztreonam' and 'Anaphylaxis'. Below that is a section for 'Problems' with 'ONSET' and a list of conditions: Cancer, Hypertension, Afib, Diabetes 1.5, managed as type 1, Cholecystectomy planned, Malnutrition, and Malnutrition compromising bodily.

Navigate to the Review of Systems. In flat edit mode, you can see the responses by clicking on the name of the system. Click on 'Neuro'.

Document T-TEST 35M - MEDITEC x

https://webacute.mountrnity.org/cectest/60002241463825726/

Return To Home Chart Document Orders Discharge Sign Workload Menu Settings Suspend

History & Physical SAVE DRAFT SIGN

Author: Tracy Sheehan, MD

Date of Service HPI Pt History ROS Exam Results Code/VTE CC Time A&P Supervising Physician R T ...

Review of Systems ...

Review of Systems

Const

Eyes

ENMT

Resp

Cardio

GI

GU

MS

Integ

Neuro

as per Subjective / HPI	gait abnormality	unsteadiness
falls	localized weakness	generalized weakness
paralysis	loss of sensation	tingling
numbness	par	ack of coordination
radiating pain	tremor(s)	abnormal movements
restless legs	seizure-like activity	dizziness
syncope	headache(s)	abnormal speech
behavioral changes	confusion	memory loss
problem reported		

Additional Comments

Click to Enter Additional Comments

T-Test, Ty  
35, M · 09/26/1983  
MRN# M000000953

ADM IN, 1E E101 -1

5ft 9in  
213lb 13.574oz

BSA: 2.17m<sup>2</sup>  
BMI: 31.6kg/m<sup>2</sup>

Acc# V00000067512 Conditional Code

Search Chart

Allergies

aztreonam Anaphylaxis

Problems

ONSET

Cancer

Hypertension

Afib

Diabetes 1.5, managed as type 1

Cholecystectomy planned

Malnutrition

Malnutrition compromising bodily

Left click on 'localized weakness'.

The screenshot shows a medical chart interface with a grid of symptoms. The symptoms are arranged in a grid with three columns and ten rows. The first column contains symptoms like 'as per Subjective / HPI', 'falls', 'paralysis', 'numbness', 'radiating pain', 'restless legs', 'syncope', 'behavioral changes', and 'problem reported'. The second column contains 'gait abnormality', 'localized weakness', 'loss of sensation', 'paresthesia', 'tremor(s)', 'seizure-like activity', 'headache(s)', 'confusion', and 'problem reported'. The third column contains 'unsteadiness', 'generalized weakness', 'tingling', 'lack of coordination', 'dizziness', 'abnormal speech', and 'memory loss'. The 'localized weakness' button is highlighted in green, and the 'tingling' button is highlighted in red. A green callout box with a white border points to the 'tingling' button, containing the text 'RIGHT click on 'tingling''. The interface also includes a top navigation bar with icons for 'Return To', 'Home', 'Chart', 'Document', 'Orders', 'Discharge', 'Sign', 'Workload', 'Menu', and 'Suspend'. A right-hand panel shows patient information for 'T-Test, Ty' and a list of 'Allergies' and 'Problems'.

Localized weakness is now highlighted in green, denoting it as a positive finding.

To document the opposite response, **RIGHT click** on 'tingling'.

The screenshot shows a medical chart interface. At the top, there's a navigation bar with icons for Return To, Home, Chart, Document, Orders, Discharge, Sign, Workload, Menu, and Suspend. Below that is a header for 'History & Physical' with 'SAVE', 'DRAFT', and 'SIGN' buttons. The author is Tracy Sheehan, MD. The patient information on the right includes 'T-Test, Ty', 35, M, 09/26/1983, MRN# M000000953. The 'Review of Systems' section is expanded to 'Neuro', which is highlighted in red. A grid of symptoms is displayed, with 'tingling' highlighted in green and a blue box around it. A callout box says 'click on 'Neuro'' and another says 'you will notice that RIGHT clicking both highlights it in green and puts a line through it'. The right sidebar shows a list of allergies (aztreonam, Anaphylaxis) and problems (Cancer, Hypertension, Afib, Diabetes 1.5, managed as type 1, Cholecystectomy planned, Malnutrition, Malnutrition compromising bodily).

You'll notice that RIGHT clicking both highlights it in green and puts a line through it. To collapse the response buttons, click on 'Neuro' again.

The screenshot displays a medical chart for 'T-Test, Ty' (35, M, 09/26/1983, MRN# M000000953). The chart is titled 'History & Physical' and is authored by Tracy Sheehan, MD. The 'Review of Systems' section is expanded, showing a list of systems: Const, Eyes, ENMT, Resp, Cardio, GI, GU, MS, Integ, Neuro, Psych, Endo, Heme-Lymph, and Allergic/Imm. The 'Neuro' system is selected, and the text '+ localized weakness; no tingling' is entered. A red box highlights the 'Physical Exam' header, and a green callout bubble points to it with the text 'click the 'Physical Exam' header'. The right sidebar shows patient information and a list of allergies and problems.

The responses now display as '+ localized weakness' and 'no tingling'. The Physical Exam section functions in the same way. To review the full edit mode of this section, click the 'Physical Exam' header.

The screenshot displays a medical chart for a patient named T-Test, Ty. The main section is titled 'Physical Exam' and is currently in 'Free Text' mode. A green callout box with the text 'click on 'Musculoskeletal'' points to the 'Musculoskeletal' category in the left-hand navigation menu, which is highlighted with a red border. The right-hand sidebar contains patient demographics (35, M, 09/26/1983, MRN# M000000953), vital signs (5ft 9in, 213lb, 13.574oz, BSA: 2.17m², BMI: 31.6kg/m²), and a list of medical conditions under 'Allergies' (aztreonam, Anaphylaxis) and 'Problems' (Cancer, Hypertension, Afib, Diabetes 1.5, managed as type 1, Cholecystectomy planned, Malnutrition, Malnutrition compromising bodily).

This brings you into full edit mode. One of the benefits of entering full edit mode, particularly for the Physical Exam, is the use of tailored documentation. Tailored documentation allows the most common responses to be displayed, while other, less common responses can be viewed with one click. To see an example of tailored documentation, click on 'Musculoskeletal'.

The screenshot shows a medical chart interface. At the top, there's a navigation bar with icons for 'Return To', 'Home', 'Chart', 'Document', 'Orders', 'Discharge', 'Sign', 'Workload', 'Menu', and 'Suspend'. Below this is a 'History & Physical' header with 'SAVE', 'DRAFT', and 'SIGN' buttons. The main content area is titled 'Physical Exam' and features a 'Common Responses' section with buttons for 'All' and 'All#'. A 'Show More' button is highlighted with a red box and a green callout bubble that says 'click the 'Show More' button'. The right sidebar displays patient information for 'T-Test, Ty' (35, M, 09/26/1983, MRN# M000000953) and a list of 'Problems' including Cancer, Hypertension, Afib, Diabetes 1.5, managed as type 1, Cholecystectomy planned, and Malnutrition.

A rather short list of responses display, as well as 'All' positive and 'All' negative buttons for these Common Responses. While the 'All' buttons can be used for efficiency, it is important to edit them as there can be contradicting documentation if all are left as is. Notice the 'Show More' button in the top right of the screen. Click the 'Show More' button.

The screenshot shows a medical chart for a patient named T-Test, Ty. The chart is titled 'History & Physical' and is authored by Tracy Sheehan, MD. The patient's information includes: 35, M, 09/26/1983, MRN# M000000953. The chart is currently in 'Exam' mode, and the 'Physical Exam' section is expanded. The 'Musculoskeletal' category is highlighted in green. A red box highlights the 'Show Less' button in the top right corner of the exam section. A green callout box with the text 'click the 'Show Less' button' points to this button. The exam findings are organized into sections: Constitutional, Head/Neck/Chest, ENMT, Neck, Respiratory, Cardiovascular, Spine, Chest (Breasts), Gastrointestinal (Abdomen), Skin, and Neurologic. The findings include: no cyanosis or clubbing, extremities motor strength 5/5; head abnormal to inspection, normocephalic, atraumatic; limited ROM of neck, neck supple, inspection of chest wall abnormal; palpation of chest wall abnormal, palpable skull fracture, occipital foramen tenderness; scalp tenderness, chest wall crepitus, chest tenderness; localized rib tenderness; limited cervical ROM, limited thoraco-lumbar ROM, normal cervical lordosis; loss of normal cervical lordosis, pain with cervical ROM, cervical spinal tenderness; cervical muscular tenderness, cervical spasm, step off deformity; cervical collar present, Lhermitte's sign positive, thoracic spine normal to inspection; lumbar spine normal to inspection, kyphosis, scoliosis; pain with thoraco-lumbar ROM, thoracic spinal tenderness, lumbar spinal tenderness; paraspinal tenderness, thoraco-lumbar mass, straight leg raise positive. The right sidebar shows 'Allergies' (aztreonam, Anaphylaxis) and 'Problems' (Cancer, Hypertension, Afib, Diabetes 1.5, managed as type 1, Cholecystectomy planned, Malnutrition, Malnutrition compromising bodily).

Here you can see all available responses. To revert to the common responses only, click the 'Show Less' button.



Document T-TEST 35M - MEDITEC x +

https://webacute.mountrnity.org/cectest/50002241463825726/

Return To Home Chart Document Orders Discharge Sign Workload Menu Suspend

History & Physical SAVE DRAFT SIGN

Author: Tracy Sheehan, MD

Date of Service HPI Pt History ROS Exam Results Code/VTE CC Time A&P Supervising Physician

Physical Exam

Physical

click the arrow Responses All AH

osis or clubbing, extremities motor strength 5/5 head abnormal to inspection normocephalic

Eyes atraumatic limited ROM of neck neck supple inspection of chest wall abnormal

ENMT palpation of chest wall abnormal limited cervical ROM limited thoraco-lumbar ROM

Neck extremities normal to inspection limited ROM of extremities joint enlargement strength 5/5 throughout

Respiratory strength abnormal muscle tone abnormal muscle atrophy cyanosis clubbing petechiae

Cardiovascular gait normal

Additional Comments

Click to Enter Additional Comments

T-Test, Ty

35, M · 09/26/1983

MRN# M000000953

ADM IN, 1E E101 -1

5ft 9in 213lb 13.574oz BSA: 2.17m<sup>2</sup> BMI: 31.6kg/m<sup>2</sup>

Acc# V00000067512 Conditional Code

Search Chart

Allergies

aztreonam Anaphylaxis

Problems

ONSET

Cancer

Hypertension

Afib

Diabetes 1.5, managed as type 1

Cholecystectomy planned

Malnutrition

Malnutrition compromising bodily

To return to flat edit mode, click the arrow to the left of 'Physical Exam'.

Document T-TEST 35M - MEDITEC x

https://webacute.mountrnity.org/cectest/60002241463825726/

Return To Home Chart Document Orders Discharge Sign Workload Menu Settings Suspend

History & Physical SAVE DRAFT SIGN

Author: Tracy Sheehan, MD

Date of Service HPI Pt History ROS Exam Results Code/VTE CC Time A&P Supervising Physician

Physical Exam

- Physical Exam
- Constitutional
- Eyes
- ENMT
- Neck
- Respiratory
- Cardiovascular
- Chest (Breasts)
- Gastrointestinal (Abdomen)
- Musculoskeletal**
- Skin
- Neurologic
- Psych
- Gen
- Lym

Results & Data

Code Status & VTE Plan

Critical Care Time

Assessment & Plan

**T-Test, Ty**  
35, M · 09/26/1983  
MRN# M000000953

ADM IN, 1E E101 -1

5ft 9in 213lb 13.574oz BSA: 2.17m<sup>2</sup> BMI: 31.6kg/m<sup>2</sup>

Acc# V00000067512 Conditional Code

Search Chart

**Allergies**

aztreonam Anaphylaxis

**Problems**

ONSET

Cancer

Hypertension

Afib

Diabetes 1.5, managed as type 1

Cholecystectomy planned

Malnutrition

Malnutrition compromising bodily

Click on 'Musculoskeletal'.

Document T-TEST 35M - MEDITEC x

https://webacute.mountnittany.org/cectest/60002241463825726/

Return To Home Chart Document Orders Discharge Sign Workload Menu Settings Suspend

History & Physical SAVE DRAFT SIGN

Author: Tracy Sheehan, MD

Date of Service HPI Pt History ROS Exam Results Code/VTE CC Time A&P Supervising Physician R T ...

Physical Exam ... T ...

Physical Exam

Constitutional

Eyes

ENMT

Neck

Respiratory

Cardiovascular

Chest (Breasts)

**Gastrointestinal (Abdomen)**

Musculoskeletal

no cyanosis or clubbing,

click on 'Gastrointestinal (Abdominal)'

head abnormal to inspection normocephalic atraumatic

limited ROM of neck neck supple inspection of chest wall abnormal

palpation of chest wall abnormal palpable skull fracture occipital foramen tenderness

scalp tenderness chest wall crepitus chest tenderness

localized rib tenderness

Spine

limited cervical ROM limited thoraco-lumbar ROM normal cervical lordosis

loss of normal cervical lordosis pain with cervical ROM cervical spinal tenderness

cervical muscular tenderness cervical spasm step off deformity

ADM IN, 1E E101 -1

5ft 9in BSA: 2.17m<sup>2</sup>  
213lb 13.574oz BMI: 31.6kg/m<sup>2</sup>

Acc# V00000067512 Conditional Code

Search Chart

Allergies

aztreonam Anaphylaxis

Problems

ONSET

Cancer

Hypertension

Afib

Diabetes 1.5, managed as type 1

Cholecystectomy planned

Malnutrition

Malnutrition compromising bodily

From the flat edit mode, you do not have the option to see only the Common Responses; rather you will see all responses associated with that system. Click on 'Gastrointestinal'.

Document T-TEST 35M - MEDITEC x +

https://webacute.mountnittany.org/cectest/60002241463825726/

Return To Home Chart Document Orders Discharge Sign Workload Menu Settings Suspend

History & Physical SAVE DRAFT SIGN

Author: Tracy Sheehan, MD

Date of Service HPI Pt History ROS Exam Results Code/VTE CC Time A&P Supervising Physician R T ...

**Physical Exam** T ...

**Physical Exam**

Constitutional

Eye

ENT

Neuro

Re

**Cardiovascular**

Chest (Breasts)

**Gastrointestinal (Abdomen)**

normal bowel sounds, soft, nontender, no hepatosplenomegaly

Inspection/Auscultation

normal to inspection ≡ distended ≡ bowel sounds normal ≡

abdominal wall ecchymosis ≡ edema ≡ significant pannus ≡

scaphoid ≡ visible herniation ≡ visible pulsation ≡

visible peristalsis ≡ surgical scar ≡ surgical incision ≡

surgical drain present ≡ caput medusae present ≡ Kehr's sign positive ≡

Gray-Turner sign present ≡ high-pitched sounds ≡ hyperactive bowel sounds ≡

hypoactive bowel sounds ≡

Percussion/Palpation

tender ≡ guarding ≡ rigid ≡

soft ≡ hepatosplenomegaly ≡ hepatomegaly ≡

**T-Test, Ty**  
35, M · 09/26/1983  
MRN# M000000953

ADM IN, 1E E101 -1

5ft 9in BSA: 2.17m<sup>2</sup>  
213lb 13.574oz BMI: 31.6kg/m<sup>2</sup>

Acc# V00000067512 Conditional Code

Search Chart

**Allergies**

aztreonam Anaphylaxis

**Problems**

ONSET

Cancer

Hypertension

Afib

Diabetes 1.5, managed as type 1

Cholecystectomy planned

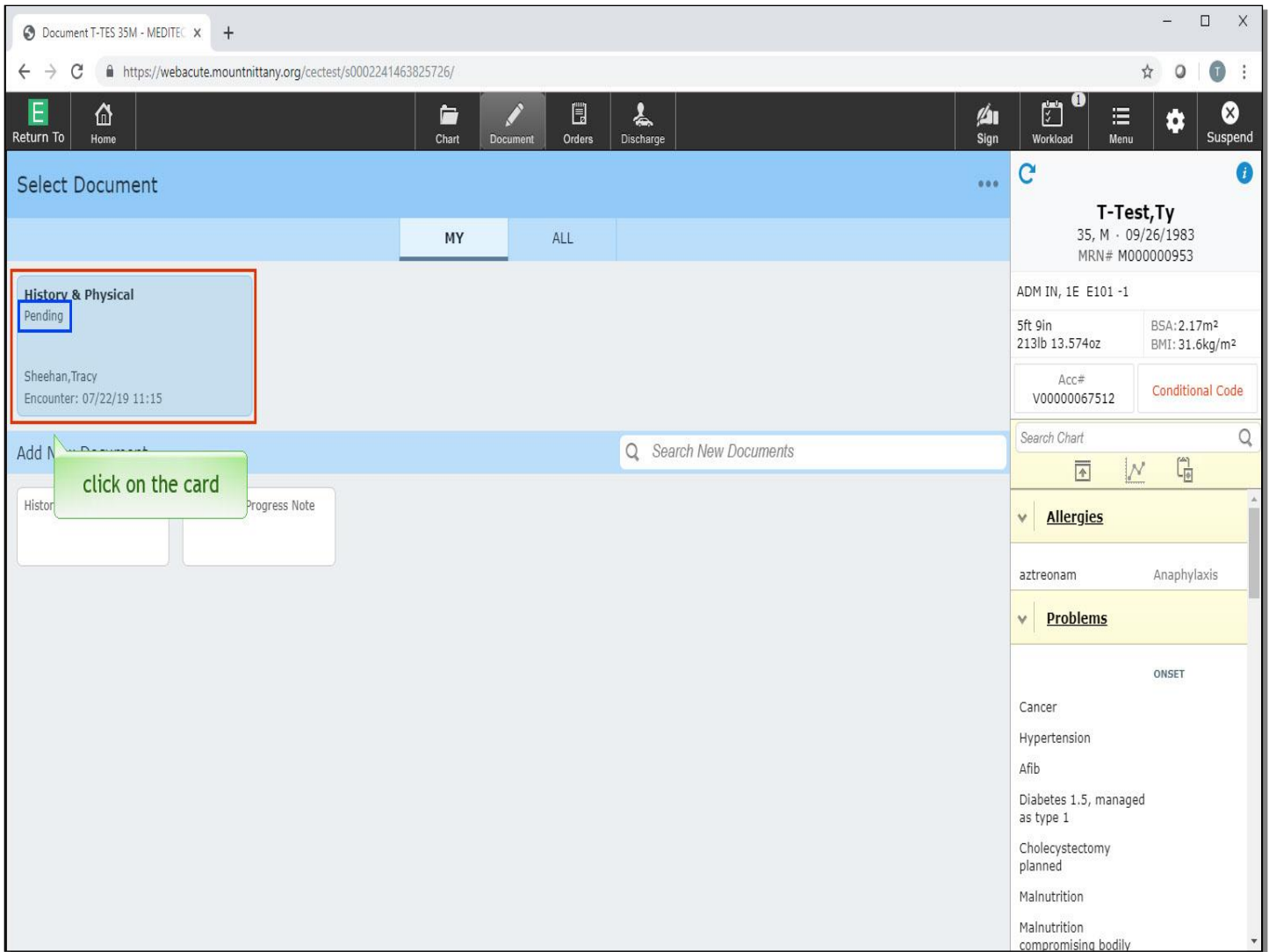
Malnutrition

Malnutrition compromising bodily

This collapsed the Musculoskeletal section and opened the Gastrointestinal section. Now, click on 'Physical Exam' in this section.

The screenshot shows a web-based medical documentation interface. At the top, there is a navigation bar with icons for 'Return To', 'Home', 'Chart', 'Document', 'Orders', 'Discharge', 'Sign', 'Workload', 'Menu', and 'Suspend'. Below this is a header area with a dropdown menu for 'History & Physical' and buttons for 'SAVE', 'DRAFT', and 'SIGN'. The 'SAVE' button is highlighted with a red box. A green callout box with the text 'click the 'SAVE' button' points to the 'SAVE' button. The main content area is divided into sections: 'Physical Exam' (with a free text box), 'Constitutional' (with sub-sections like Eyes, ENMT, Neck, Respiratory, Cardiovascular, etc.), 'Results & Data', 'Code Status & VTE Plan', and 'Critical Care Time'. On the right side, there is a patient information panel for 'T-Test, Ty' (35, M, 09/26/1983, MRN# M000000953) and a list of 'Allergies' and 'Problems'.

This provides you with a free text box where you can type or dictate your Physical Exam. If you need to step away from the documentation or navigate to another patient's chart, you can do so at any time. The document auto saves at regular intervals, but it is good practice to save your document prior to leaving this screen. To do so, click the 'Save' button.



This takes you out of that document and returns you to the screen where you initially selected this document. You can see that since you've opened and saved the document, it is under the top 'Select Document' header with a 'Pending' status. To return to this document, click on the 'Physical & History' card.

Document T-TEST 35M - MEDITEC x

https://webacute.mountrnity.org/cectest/60002241463825726/

Return To Home Chart Document Orders Discharge Sign Workload Menu Settings Suspend

History & Physical SAVE DRAFT SIGN

Author: Tracy Sheehan, MD Last Saved at 07/22/19 11:24

Date of Service HPI Pt History ROS Exam Results Code/VTE CC Time A&P Supervising Physician

click the 'SIGN' button

**T-Test, Ty**  
35, M · 09/26/1983  
MRN# M000000953

ADM IN, 1E E101 -1

5ft 9in BSA: 2.17m<sup>2</sup>  
213lb 13.574oz BMI: 31.6kg/m<sup>2</sup>

Acc# V00000067512 Conditional Code

Search Chart

**Allergies**

aztreonam Anaphylaxis

**Problems**

ONSET

Cancer

Hypertension

Afib

Diabetes 1.5, managed as type 1

Cholecystectomy planned

Malnutrition

Malnutrition compromising bodily

**Date of Service**

Date of Service  
July 22, 2019

**History of Present Illness**

History of Present Illness  
Primary Care Provider: Cara M. Ricotta, DO

**Allergies**

Allergy/AdvReac	Type	Severity	Reaction	Status	Date / Time
aztreonam	Allergy	Intermediate	Anaphylaxis	Verified	03/20/19 13:24

**Home Medications**

**Past Med/Surg History** Reviewed All

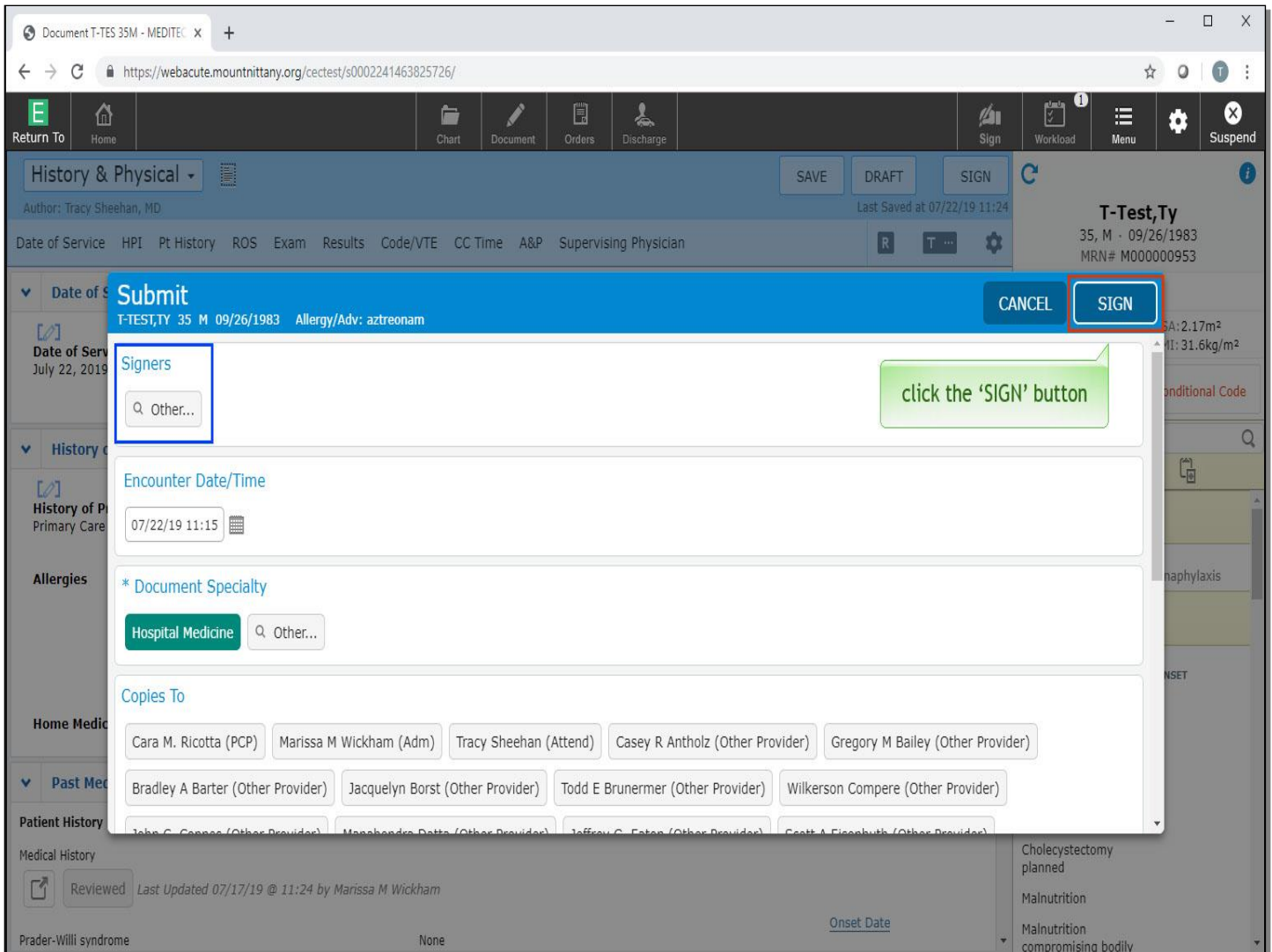
**Patient History**

Medical History

Reviewed Last Updated 07/17/19 @ 11:24 by Marissa M Wickham

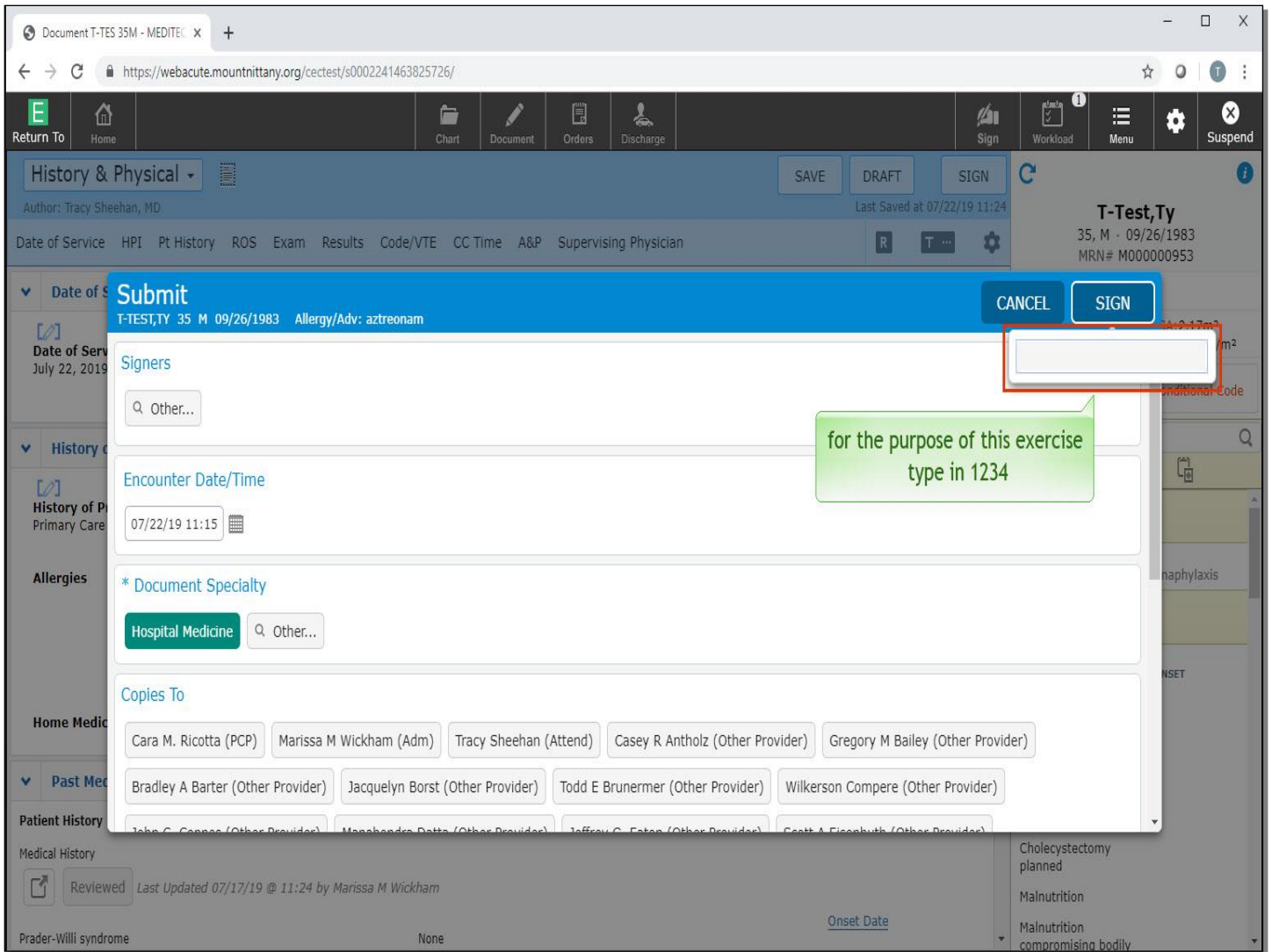
Prader-Willi syndrome None [Onset Date](#)

You are returned to the document so you can finish your documentation. When completed click the 'Sign' button.



The 'Submit' overlay displays. If you need a co-signer added to your document, you would click the 'Other...' button under Signers. For now, click the 'Sign' button.





You will be prompted to enter your PIN. For the purpose of this exercise type in '1234'.

The screenshot shows a web browser window with a URL: <https://webacute.mountrnity.org/cectest/s0002241463825726/>. The page title is "Document T-TEST, 35M - MEDITEC". The interface includes a top navigation bar with icons for Home, Chart, Document, Orders, Discharge, Sign, Workload, Menu, and Suspend. Below this is a "History & Physical" section with buttons for SAVE, DRAFT, and SIGN. The patient information is "T-Test, Ty", 35, M, 09/26/1983, MRN# M000000953. A "Submit" dialog box is open, showing the following details: "T-TEST, TY 35 M 09/26/1983 Allergy/Adv: aztreonam". The dialog has "CANCEL" and "SIGN" buttons. It contains several sections: "Signers" with a search field "Other..."; "Encounter Date/Time" with a date/time picker set to "07/22/19 11:15"; "\* Document Specialty" with a dropdown menu set to "Hospital Medicine" and a search field "Other..."; and "Copies To" with a list of providers: Cara M. Ricotta (PCP), Marissa M Wickham (Adm), Tracy Sheehan (Attend), Casey R Antholz (Other Provider), Gregory M Bailey (Other Provider), Bradley A Barter (Other Provider), Jacquelyn Borst (Other Provider), Todd E Brunermer (Other Provider), Wilkerson Compere (Other Provider), John C. Connor (Other Provider), Manohar Datta (Other Provider), Jeffrey C. Eaton (Other Provider), and Scott A. Eisenbuth (Other Provider). A blue callout box with the text "we will press the 'Enter' key" points to the search field in the "Signers" section.

We will press the 'Enter' key for you.

Other elements in documentation, such as the Past Medical, Surgical, and Family History, the Assessment & Plan, and Coding & Departure are covered in other lessons.

This concludes the lesson on Documentation.

In this course you learned:

- How to create a document
- The difference between flat and full edit mode
- The various tools included in the Documentation Template System
- How to enter the Review of Systems and Physical Exam
- How to save, exit, and return to your document
- How to sign a document

MEDITECH best practice guidelines have been integrated into this lesson.

Please refer to your facility-specific workflows for process questions not covered in this course.